






	<p>Red Write Inc. (Phonics)</p>  <p>Numbots</p> 	<p>Maths Oak Academy</p> 	<p>English Oak Academy</p> 	<p>Wider Curriculum Oak Academy</p> 	<p>Study Ladder</p> <p>Studyladder</p>	<p>Spellings Reading Projects</p>
Monday	<p>1. Set 2 (1) and Set 2 (2) - or - Set 3 (1) and Set 3 (2)</p>	<p>Addition to 20 – Finding one more than a number within 20</p>	<p>How butterflies came to be – Listen and respond to a story</p>	<p>History – Who was Amelia Earhart?</p>	<p>Study Ladder</p>	<p>See green Home Learning book. Please practise the weekly spelling tasks and complete the project tasks that were sent home at the beginning of Spring 1.</p>
	<p>2. Numbots Log in and select 'Story'</p>					
Tuesday	<p>1. Set 2 (1) and Set 2 (2) - or - Set 3 (1) and Set 3 (2)</p>	<p>Addition to 20 – Investigating number combinations within 20</p>	<p>How butterflies came to be – Tell a story from memory</p>	<p>Science – How does the weather change across the seasons?</p>	<p>Study Ladder</p>	
	<p>2. Numbots Log in and select 'Story'</p>					
Wednesday	<p>1. Set 2 (1) and Set 2 (2) - or - Set 3 (1) and Set 3 (2)</p>	<p>Addition to 20 – Number line</p>	<p>How butterflies came to be – Describe using senses</p>	<p>PSHE – Belonging</p>	<p>Study Ladder</p>	
	<p>2. Numbots Log in and select 'Story'</p>					
Thursday	<p>1. Set 2 (1) and Set 2 (2) - or - Set 3 (1) and Set 3 (2)</p>	<p>Addition to 20 – One- and two-digit numbers</p>	<p>How butterflies came to be – Use capital letters for names</p>	<p>RE – How can Christians show their identity?</p>	<p>Study Ladder</p>	
	<p>2. Numbots Log in and select 'Story'</p>					
Friday	<p>1. Set 2 (1) and Set 2 (2) - or - Set 3 (1) and Set 3 (2)</p>	<p>Addition to 20 – Using the 'make ten' strategy</p>	<p>How butterflies came to be – Link our reading to our own experiences</p>	<p>PE – Improving my throwing and catching</p>	<p>Study Ladder</p>	
	<p>2. Numbots Log in and select 'Story'</p>					